

Message from the School

Girls Global Academy is an all-girls public charter high school in Washington, DC. Students pursue one of two pathways in engineering or business, gaining knowledge and skills that are broadly applicable and in demand of more women of color. Rigorous IB courses, a strong supportive network, and leadership through service learning and interning provide students a firm foundation in the school's four pillars of Sisterhood, Scholarship, Service, and Safety. Information: girlsglobalacademy.org or on socialmedia @girlsglobaldc



**GIRLS
GLOBAL
ACADEMY**

733 8TH STREET NW, Washington, DC 20001
Ward 2
(202) 600-4822

School Instructional Hours

Monday: 08:15 AM - 03:30 PM
Tuesday: 08:15 AM - 03:30 PM
Wednesday: 08:15 AM - 01:00 PM
Thursday: 08:15 AM - 03:30 PM
Friday: 08:15 AM - 03:30 PM

Total Students (2021-22 Ever-Enrolled): 164

Total Teachers: 18

Total School Leaders: 5

Grades Served: 9, 10, 11

Principal: Shamira O'Neal

Title-I Status: Yes

Local Education Agency (LEA): Girls Global Academy PCS

School Uniforms Required: Yes

Bus Line(s): 42, 70, 74, 79, 80, G8, P6, X2

Metro Line(s): Gallery Place Chinatown

Before Care Offered: No

After Care Offered: No

School Program Information

Career and Technical Education
International Baccalaureate
Interscholastic Sports

Parent Organization

Parent Organization Offered: No

Extracurricular & Enrichment Activities

Art	LEADership Academy
Creative Writing	Music/Choral
Dance	NHS
Debate	Student Leadership
Empower Girls	Self-Defense
Engineering	Sign Language
Gender Sexualities Alliance	Yearbook

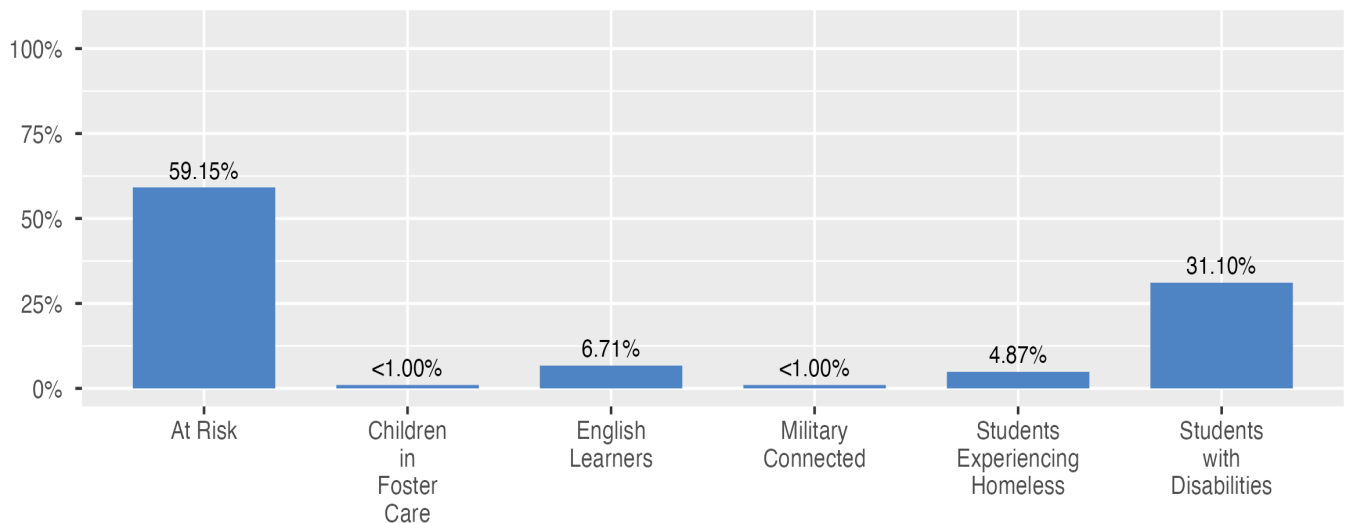
School Enrollment

The ever-enrolled count is the total number of students who are enrolled at any point during the school year; a student who attends a school for one day or 180 days is counted the same way. For this reason, the ever-enrolled count will always be larger than the audit count.

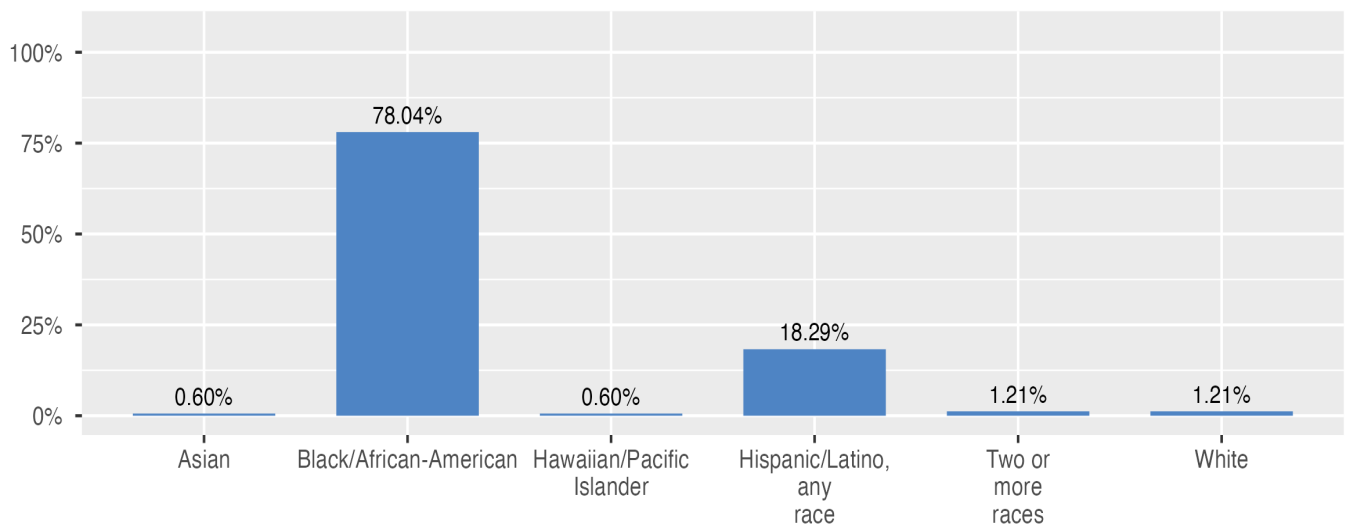
2021-22 Ever-Enrolled by Grade Level

Grade 09	Grade 10
97	67

Enrollment by Student Group



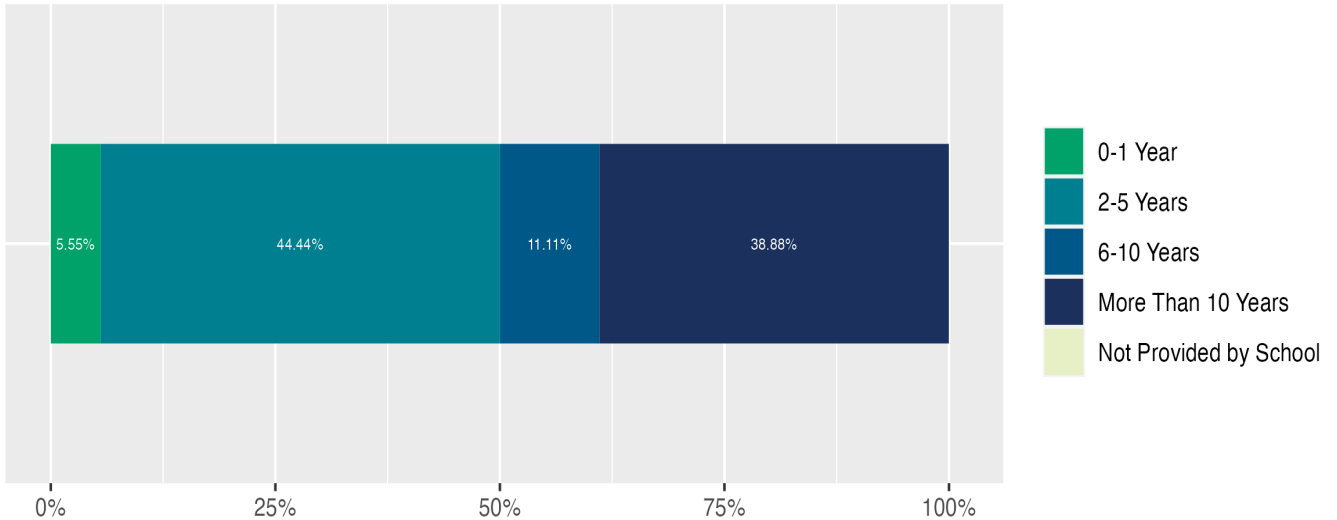
Enrollment by Race/Ethnicity



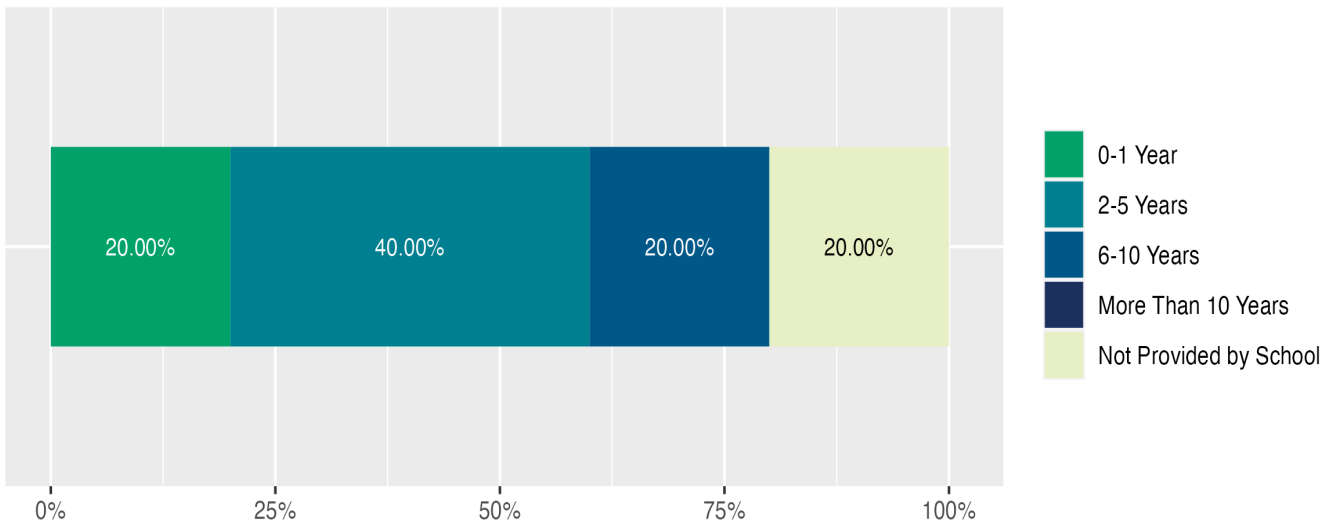
Teacher and School Leader Data

This page includes information about teacher experience levels in DC Public Schools and public charter schools. For DC Public Schools, it also includes information about credentialed and in-field teachers.

Teacher - Years of Experience



School Leader - Years of Experience

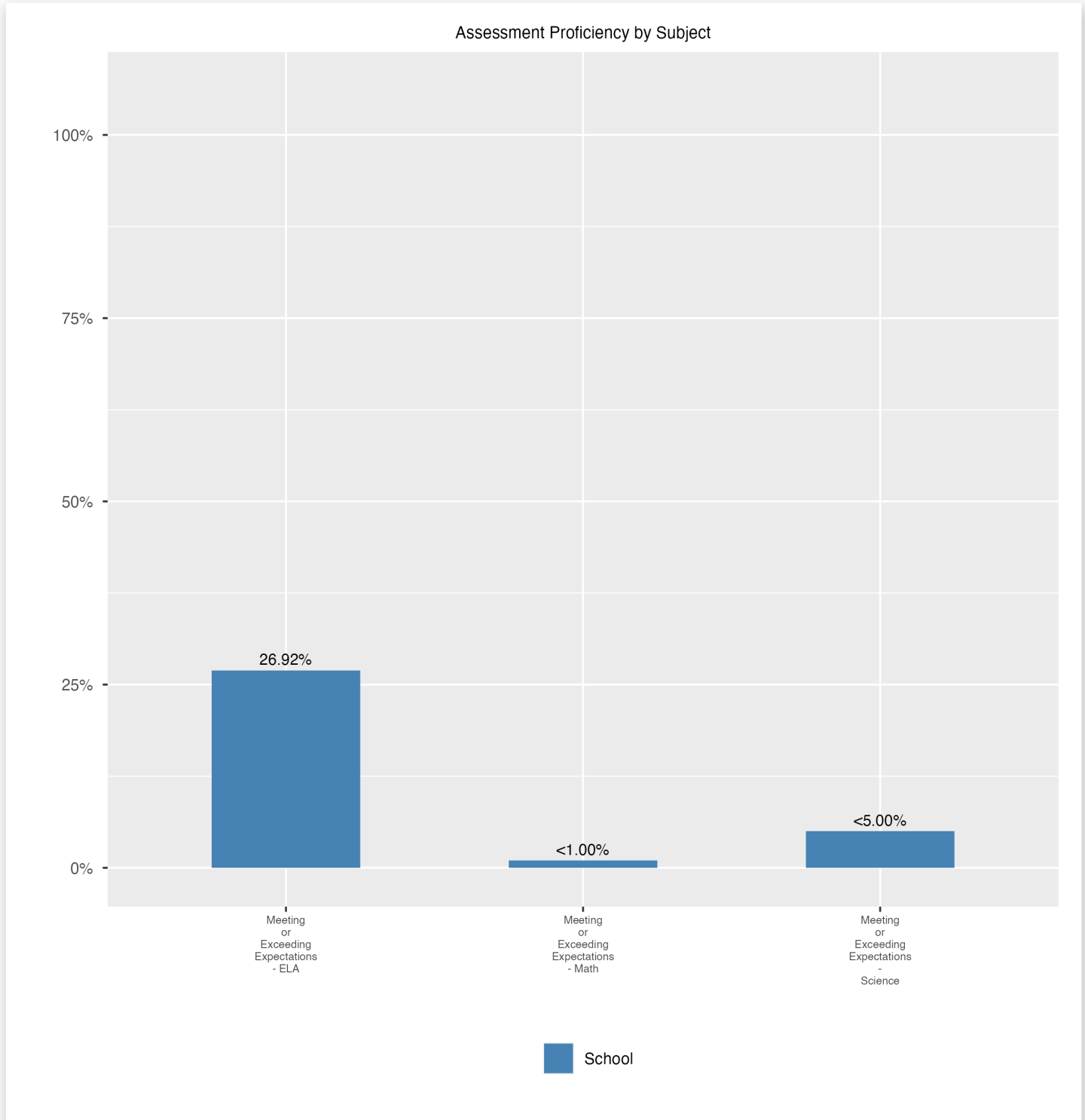


School Safety and Discipline

Information about discipline and school safety in DC, in accordance with the U.S. Department of Education's Civil Rights Data collection, including suspensions and expulsions for students, school related arrests, reported incidents of violence, bullying, and harassment are available in the OSSE Discipline report and data files (<https://osse.dc.gov/page/data-and-reports-0>).

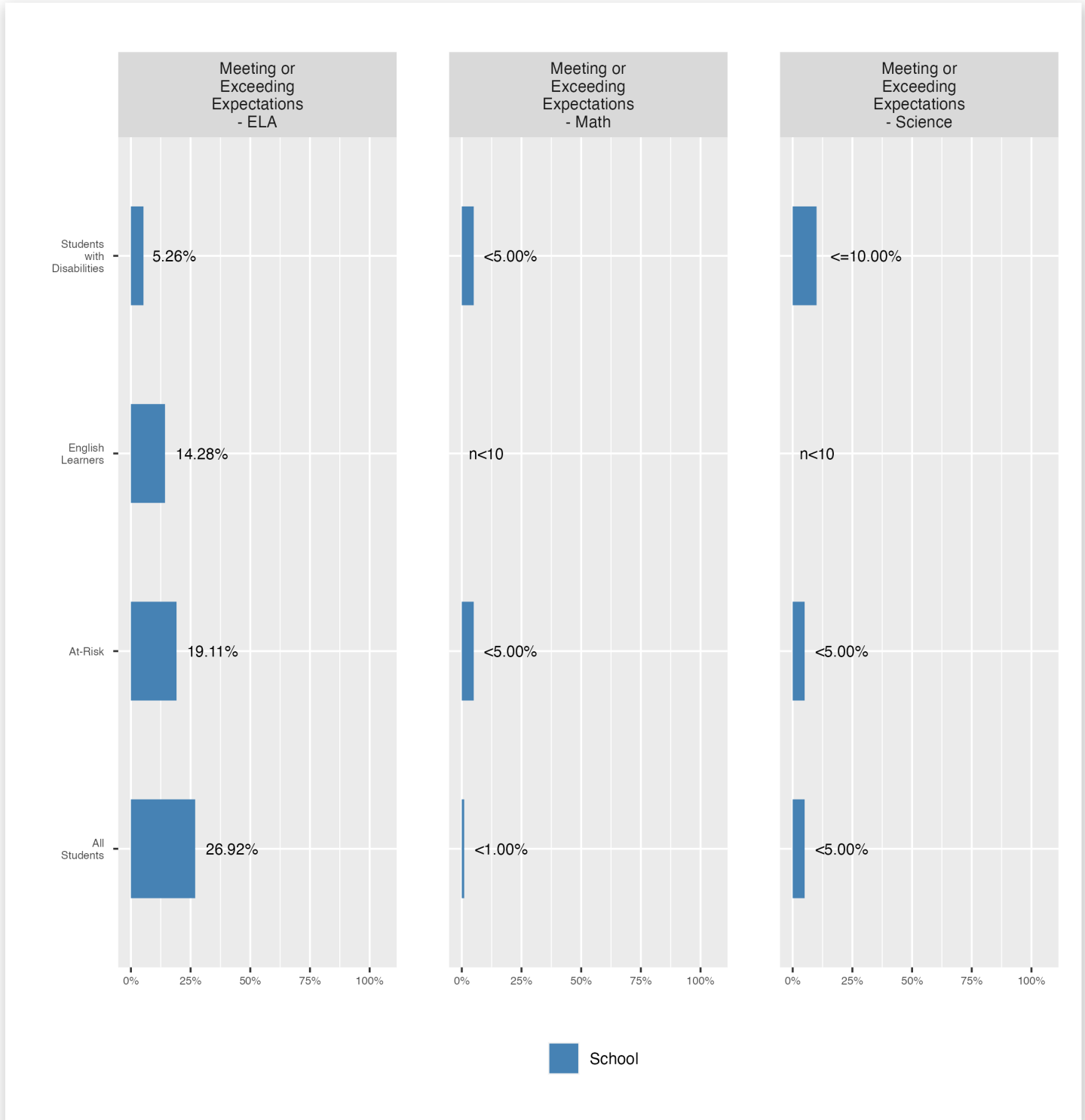
Assessment Proficiency by Subject

This page shows the percentage of students meeting or exceeding grade -or course- level expectations on statewide assessments in English language arts/literacy (ELA), mathematics, and science.



Assessment Proficiency by Group

This page shows the percentage of specific groups of students meeting or exceeding grade- or course-level expectations on statewide assessments.



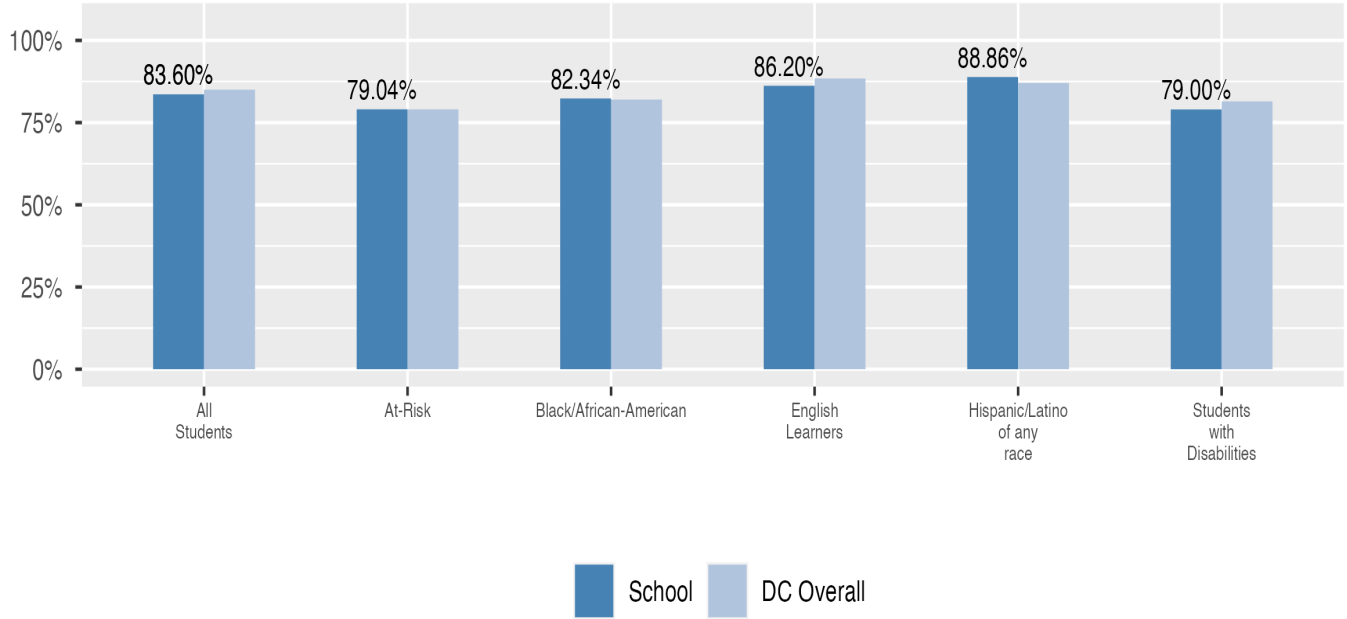
Proficiency by Subject

Statewide assessments in science are administered to students in grades 5 and 8, and students enrolled in high school biology. Missing data indicates that a school does not serve students required to take statewide science assessments.

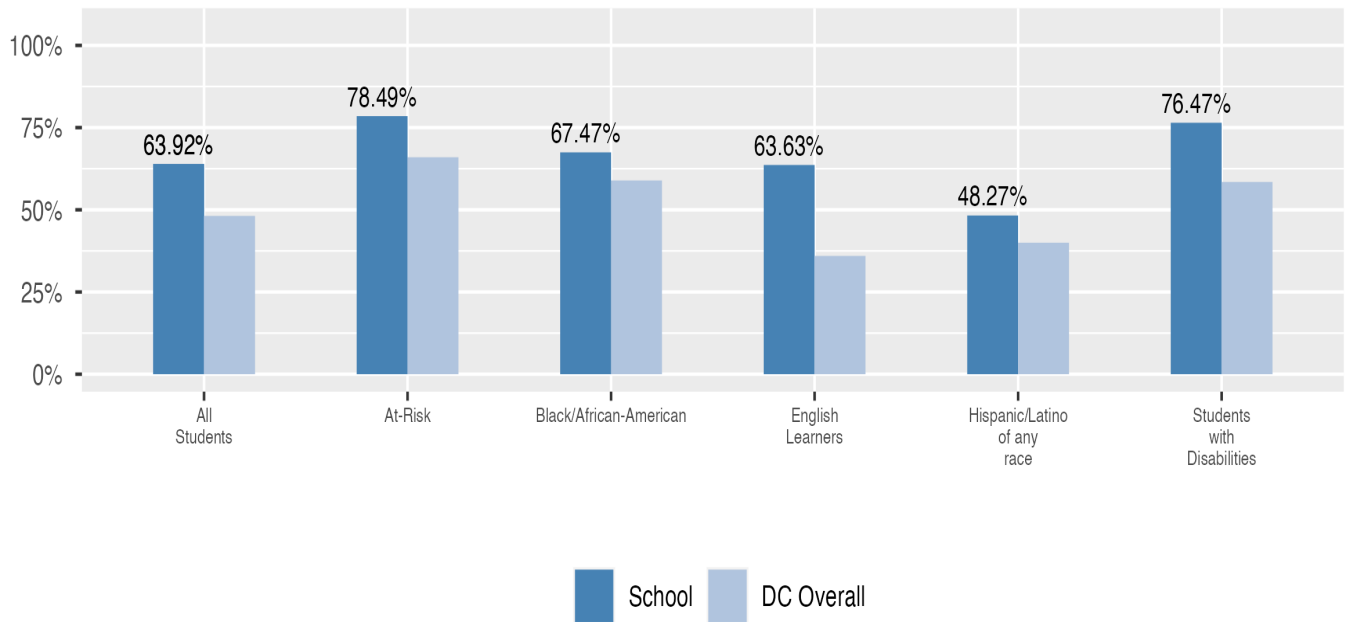
Attendance

Review information on attendance below, including in-seat attendance for all students (there is a separate measure of attendance for pre-K students, since pre-K is not compulsory), and the percentage of students chronically absent, meaning that they miss at least 10% of the school days for which they are enrolled throughout the school year at the school.

In-Seat Attendance



Chronic Absenteeism



Student Enrollment Changes

Explore information on how much the population at the school changes throughout the year or from year to year. It shows information about changes in enrollment, including whether students leave or enter the school mid-year, and whether eligible students choose to re-enroll in the school.

